

---

---

# Work First NJ

**Quarterly Progress Report**  
**April 2024 - June 2024**

---

***State of New Jersey***  
**Department of Human Services**  
**Division of Family Development**



**Natasha Johnson**  
**Assistant Commissioner**

**Sarah Adelman**  
**Commissioner**

---

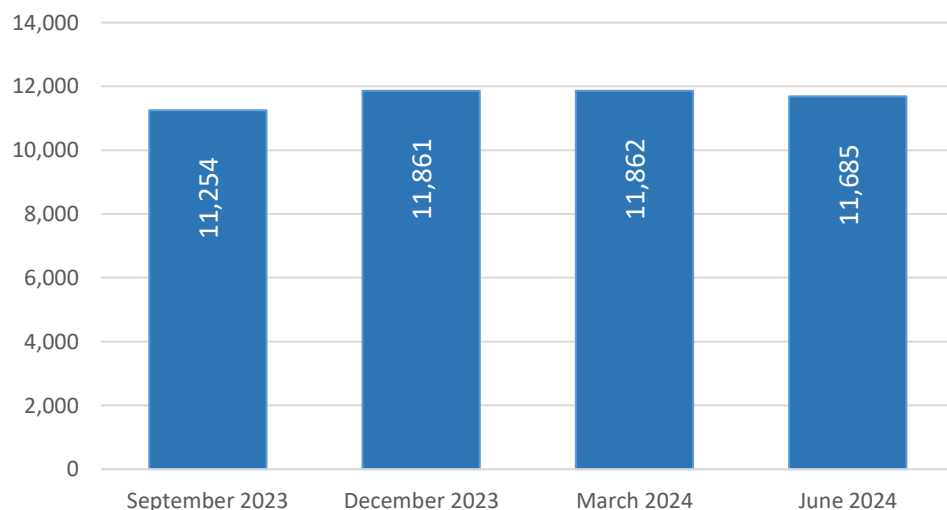
## Background

This quarterly report, mandated by the Work First New Jersey (WFNJ) law, is a summary of New Jersey's Temporary Assistance for Needy Families Program and General Assistance Programs. The data elements included in the report are those specified by N.J.S.A. 44:10-41.

### Part One: WorkFirst NJ Caseload

#### **Temporary Assistance for Needy Families (TANF)**

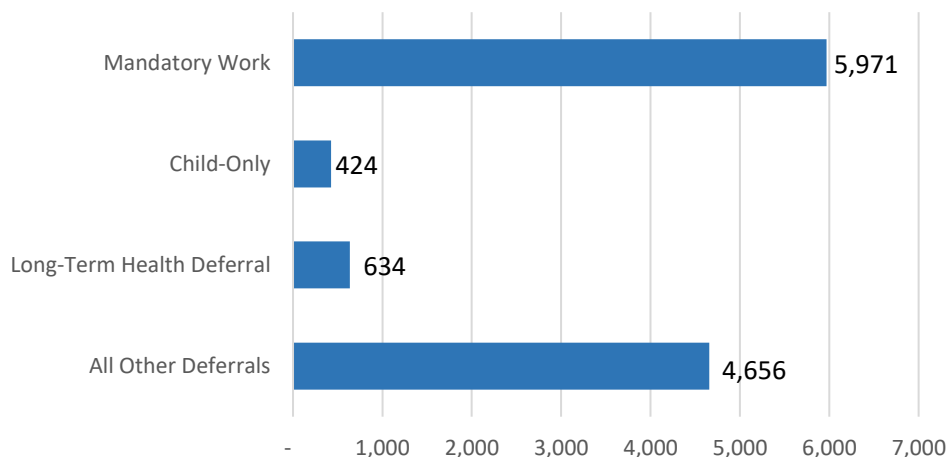
11,685 families received WFNJ/TANF at the end of June 2024, a decrease of 1.49% from the previous quarter.



*Figure 1: TANF family caseload by quarter.*

#### **Client Deferrals and Exemptions**

Of the total TANF family caseload (11,685), 5,971 cases (51.1%) had an adult in the household with a mandatory WFNJ/TANF work requirement. 424 cases (3.63%) were exempt child-only households and 634 cases (5.43%) had a long-term health deferral. 4,656 cases (39.85%) had some other type of deferral.



*Figure 2: TANF caseload by case status as of June 2024.*

## General Assistance (GA)

The number of persons receiving General Assistance (GA) at the end of June 2024 was 15,691, an increase of 6.55% from the previous quarter.

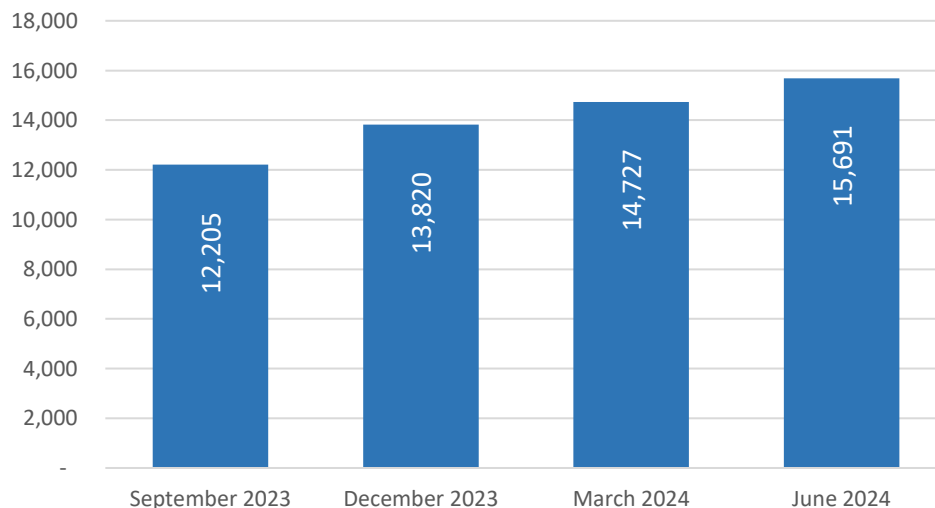


Figure 3: General Assistance (GA) participants by quarter.

## Part Two : Employment and Work Preparation

### Participation of WFNJ/TANF Clients in Employment-Directed Activities

In June 2024, 2,780 TANF clients were engaged in work activities. 575 (20.68%) of these individuals had begun working but were receiving a partial cash assistance payment due to income disregards.

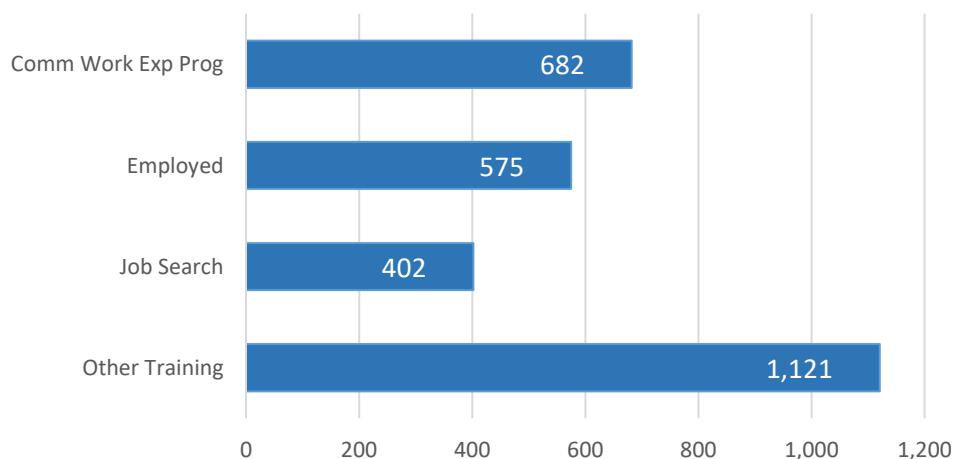


Figure 4: Participation of WFNJ/TANF clients in employment-directed activities.

## Federal Participation Requirement

Of the recipients scheduled to participate in the work-directed activities, 464 participated at levels sufficient to satisfy federal requirements.

### Cases Closed Due to Employment

During the second calendar quarter, an average of 373 WFNJ/TANF and GA clients per month left the program due to employment. The number of employed TANF and GA recipients trended downward with a decrease of 6% from April to June, and an increase of 6% for GA clients.

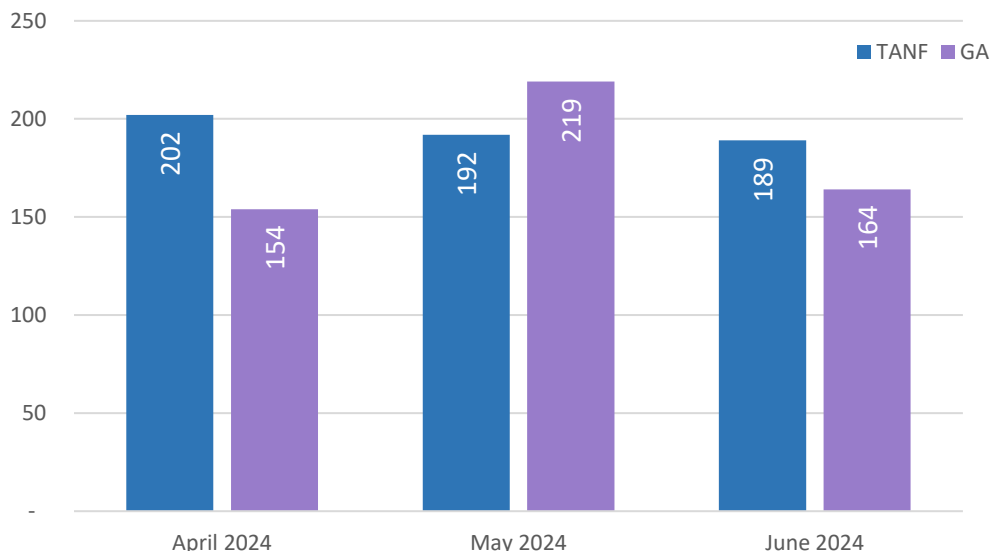


Figure 5 : GA and TANF clients leaving due to employment.

### Major Reasons for TANF Case Closings

During the second calendar quarter of 2024, 3,325 TANF cases were closed. 18% of these TANF cases closed due to employment.

Reason for Closing	APR 24	MAY 24	JUN 24	TOTAL
TANF Sanctions	4	1	3	8
Due to Employment	202	192	189	583
Recipient Withdrawal	55	75	69	199
No Redetermination	140	129	105	374
No Eligible Children	47	64	51	162
Recipient Initiative	230	202	236	668
Moved to Another County	28	23	36	87
Unable to Verify Residence	53	43	30	126
Moved Out of State	23	22	21	66
Unemployment Ins. Benefits	15	17	15	47
60-Month Time Limit	28	22	37	87
Other Closed Cases*	314	308	296	918
	1,139	1,098	1,088	3,325

\* Primarily unearned income-child support, pension, federal benefits.

Table 1: Major reasons for case closing, Moved Out of State – .

## Earnings of TANF Recipients

During the second calendar quarter of 2024, WFNJ/TANF recipients who were working earned an average of \$18.57 per hour, an increase of 8% since September 2023.

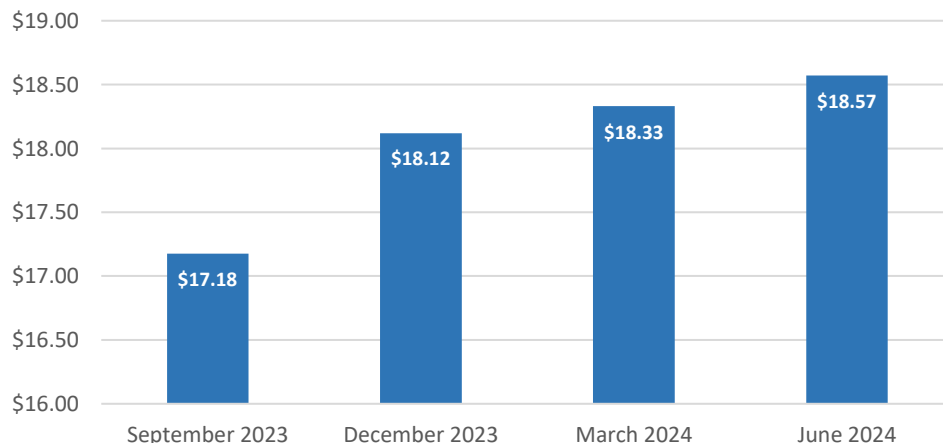


Figure 6: Mean hourly wage of TANF recipients by quarter, September 2023 – June 2024.

## Part Three: Child Care

### WFNJ/TANF Cases Receiving Child Care Benefits

As of June 2024, over 900 WFNJ/TANF clients received child care benefits. Post-TANF child care benefits were issued to over 200 families who became employed and were no longer receiving cash assistance.

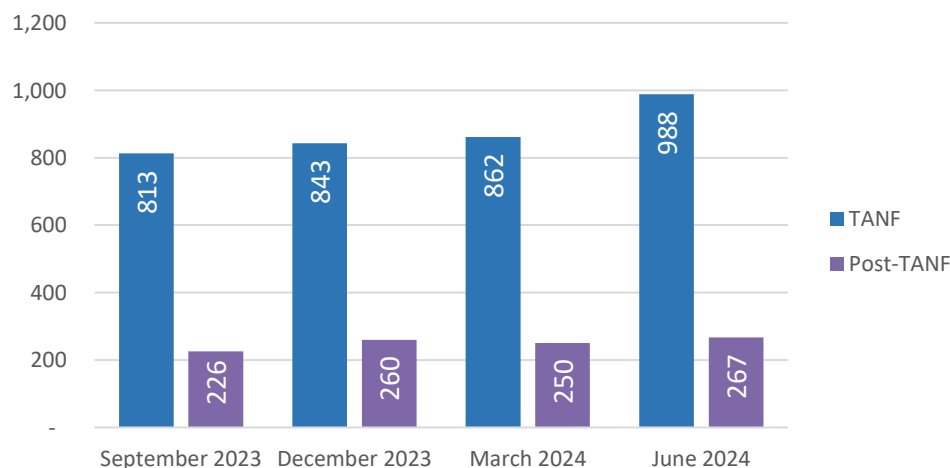


Figure 7: WFNJ/TANF cases receiving child care benefits by quarter.